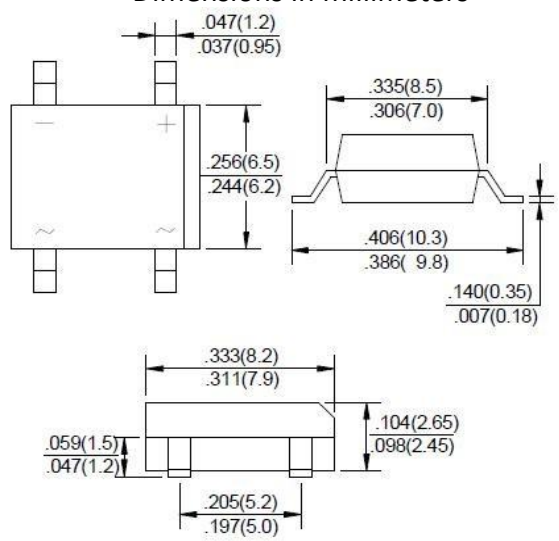


1A Glass Passivated Single-Phase Bridge Rectifier

特征/Features		外形尺寸/Outline Dimensions							
<ul style="list-style-type: none"> ◆ GPP芯片 Glass passivated chip ◆ 低反向漏电流 Low Reverse Leakage Current ◆ 高耐浪涌电流能力 High surge current capability 		Case: DBS Series Dimensions in millimeters 							
机械参数/Mechanical Data									
<ul style="list-style-type: none"> ◆ 本体: 塑封 Case: plastic package ◆ 标识/极性: 本体标记 Marking / Polarity: Marked on Body ◆ 重量: 约克 Weight: About 0.32 grams 									
极限值/Maximum Ratings and Thermal Characteristics @ Ta = 25°C unless otherwise noted. Resistive or Inductive load, 60 Hz.									
符号 Symbol	特性 Characteristic	DF							单位 Unit
		005	01	02	04	06	08	10	
VRRM	最大反向重复峰值电压 Maximum Recurrent Peak Reverse Voltage	50	100	200	400	600	800	1000	V
IF (AV)	平均整流输出电流 Average Forward Output Rectified Current@Ta =40°C	1							A
VF	正向峰值电压 Forward Voltage Per Leg @IFM =1.0A	1.1							V
IFSM	正向浪涌电流 Peak Forward Surge Current 8.3ms Single Half Sine-wave superimposed on rated load	45							A
IR	反向漏电流 Maximum DC reverse current at rated Ta = 25°C DC blocking voltage per leg Ta = 125°C	5 500							uA
i ² t	热容值 Rating for fusing (t<8.3ms)	10							A ² S
Cj	典型结电容 Type junction capacitance VR=4.0V f=1.0MHz	32							pF
RθJC	热阻 Maximum thermal resistance per leg	32							°C/W
Tj, TSTG	结温, 存储条件 Operating Junction and storage temperature range	-55~150							°C
Note: 1. Measured at 1.0MHz and applied reverse voltage of 4.0V DC. 2. Thermal resistance from junction to ambient mounted on P.C.B with 0.5*0.5"(13*13mm) copper pads.									

1A Glass Passivated Single-Phase Bridge Rectifier

■ 特性曲线 (典型) Characteristics(Typical)

Fig.1-forwardCurrent derating Curve
图1正向电流降额曲线

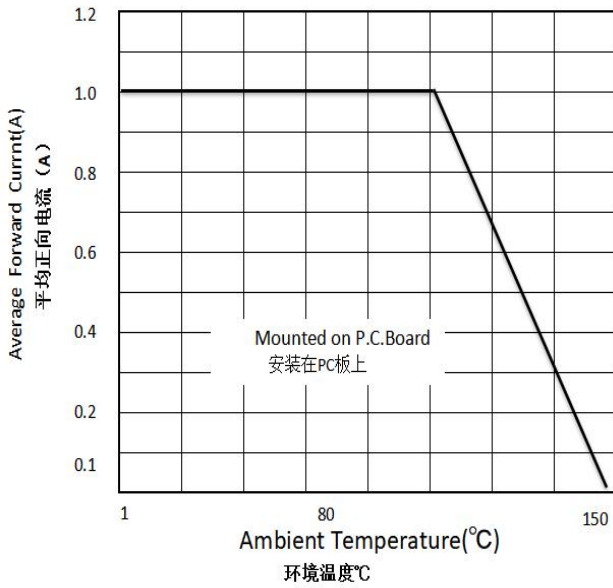


Fig.2-Maximum Non-Repetitive Surge Current
图2最大不重复正向浪涌曲线

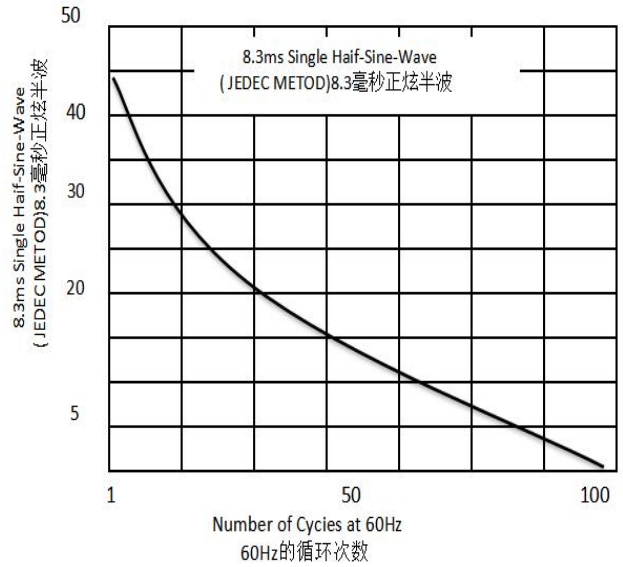


Fig.3-Typical Reverse Characteristics
图3.典型的反向特性

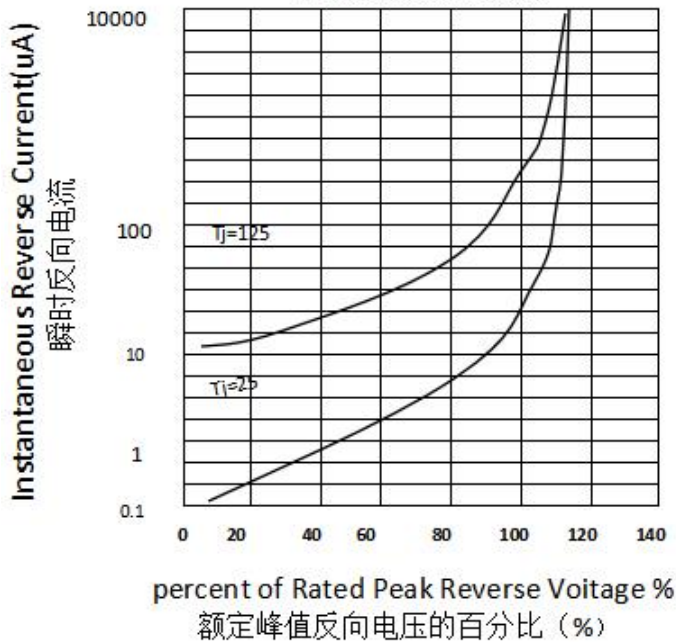


Fig.4-Typical Forward Characteristics
图4.典型的正向特性

